Curriculum vitae

Assistant Professor
Emory University
Atlanta GA, USA
Email: shekhar@emory.edu
Website: http://www.shekharlab.org

SHASHANK SHEKHAR Ph.D.

RESEARCH INTERESTS

My laboratory investigates how cells assemble and remodel actin, an essential cytoskeletal protein that drives cell migration, cytokinesis, tissue morphogenesis, host–pathogen interactions, and muscle contraction. Integrating quantitative biochemistry, single-molecule biophysics, cell biology, and structural biology, my group has challenged textbook models and uncovered novel mechanisms of cellular actin dynamics.

PROFESSIONAL EXPERIENCE

08/2020 – Present **Tenure-track Assistant Professor**
Primary appointment: Physics
Secondary appointment: Cell Biology, Biochemistry
Emory University, Atlanta, USA

01/2017 – 07/2020 **Senior postdoctoral associate, Departments of Biology and Biochemistry**
Brandeis University, Waltham, USA

06/2015 – 06/2019 **Whitman Scientist and Early Career Awardee** (Independent summer visiting position)
Marine Biological Laboratory (MBL), Woods Hole, USA

01/2013 – 09/2016 **Postdoctoral researcher in Biochemistry**
CNRS, Gif-sur-Yvette, France

03/2012 – 12/2012 **Strategy Consultant**
Operations Strategy Group, KPMG, Amsterdam, The Netherlands

EDUCATION

06/2014- 08/2014 **MBL Physiology Course** at the Marine Biological Laboratory, Woods Hole, USA.

2007 – 2012 **Ph.D.** (Marie Curie Fellow) at University of Twente, The Netherlands.
Insights into phagosome maturation using magnetic tweezers.
Mentors: Profs. Vinod Subramaniam and Hans Kanger

2005 – 2007 Dual **M.Sc.** in Nanoscience (Applied Physics) and Molecular Bioengineering, TU Delft, Leiden University, The Netherlands and TU Dresden, Germany.

2002 – 2005 **B.Sc. Physics**, Loyola College, University of Madras, India.

RESEARCH SUPPORT

$9.11 M – Total funds raised as PI/Co-PI
$6.6 M – Funds to Shekhar lab at Emory

Ongoing Funding

1. **National Institute of General Medical Sciences (NIGMS), NIH**
   R35GM143050: *Multicomponent mechanochemical regulation of actin filament end dynamics*
   - **Active Cycle:** 06/01/2026 – 02/28/2031**.** Role: **PI**. Total costs: **$2,290,980** (direct costs: $1,512,500 and indirect costs: $778,480).
   - **Previous cycle:** 08/01/2021 – 05/31/2026. Role: **PI**. Total costs: **$2,256,256** (direct costs: $1,570,842 and indirect costs: $685,414).

2. **National Science Foundation (NSF) CAREER**
   2543825: *CAREER: Elucidating VopF-Mediated Pointed-End Actin Polymerization Mechanism and Leveraging it to Discover Novel Pointed-End Elongators*
   - 09/15/2026 – 08/31/2031. Role : **PI**. Total costs: **$1,260,530** (direct costs: $850,995 and indirect costs: $409,535)

3. **National Heart, Lung, and Blood Institute (NHLBI), NIH**
   R01HL123078: *Deciphering the role of Lmod2 in cardiac muscle and in dilated cardiomyopathy*
   - 08/01/2025 – 05/31/2029. Role: **Co-PI** (with Carol Gregorio).
   - Total Award: $3,220,442. **Shekhar Lab share: $688,600** (direct costs: $440,000 and indirect costs: $248,600)

Completed Funding

1. **International Physics of Living Systems Student Research Network (iPoLS SRN)**
   - Emory University. 11/03/2021 – 08/31/2022. Role: **PI**. Total costs: $25,000.

2. **Whitman Early Career Award**
   - Marine Biological Laboratory (MBL), Woods Hole, MA. (2017, 2019). Total: $40,000.

3. **Provost Research Grant**
   - Brandeis University. (2018). Total: $20,000.

SELECTED HONORS AND AWARDS

1. NSF CAREER Award (2026).
2. Early Career Award in Mechanobiology by Biophysical Society (2026).
3. Invited speaker at the “New & Notable” symposium of the Biophysical Society annual meeting (2026).
4. “Cell Scientist to Watch” by Journal of Cell Science (2024).
5. Maximizing Investigators' Research Award for early career investigators, NIH (2021).
6. Whitman Early Career Award, Marine Biological Laboratory, USA (2019, 2017).
7. Provost Innovator Inquiry Award, Brandeis University (2018).
8. HHMI Interfaces Scholar Award (2018).
9. *Grandes Avancées Françaises en Biologie* Prize by French Academy of Sciences (2016).
10. Thomas B. Grave and Elizabeth F. Grave Scholarship and Arthur Klorfein Scholarship for the Physiology program at the Marine Biological Laboratory, Woods Hole, USA (2014).
11. European Union Marie Curie PhD fellowship (2007-2011).

12. European Union Erasmus Mundus fellowship for the dual M.Sc. in Nanoscience and Molecular Bioengineering.
13. Gold medals (first in class) for three consecutive years in my B.Sc. at Loyola College, Chennai, India.

PUBLICATIONS FROM EMORY (#Corresponding author, lab members underlined)

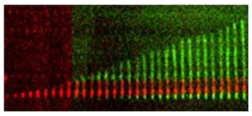	1. Biswas S., Larrinaga T.M., Choubey S., Gregorio C.G. and **Shekhar S#.** Leiomodin 2 is a processive pointed-end elongator of actin filaments. **Nature Communications** (2026) [article link]
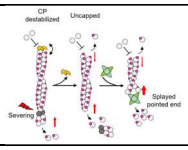	2. **Shekhar S#.** Actin dynamics: Filament end remodeling drives rapid depolymerization. **Current Biology** (2026) [article link]
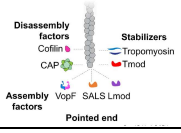	3. **Shekhar S#**, Fowler V.M. and Gregorio C.G. Renaissance at the actin filament pointed end: Mechanisms of assembly, capping and depolymerization. **Current Opinion in Cell Biology** (2026) [article link]
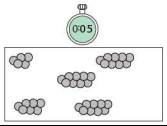	4. Nandi M., **Shekhar S#**. and Choubey S. A generalized theoretical framework to investigate multicomponent actin dynamics. **PLOS Computational Biology** (2025) [article link]
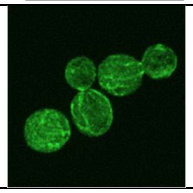	5. Dhar A., Bagyashree V.T., Biswas S., Kumari J., Sridhara A., Brahmendra J.S., **Shekhar S.**, Palani S. Functional redundancy and formin-independent localization of tropomyosin isoforms in Saccharomyces cerevisiae. **PLOS Genetics** (2025) [article link]
	6. Reddy, V, Arya A. and **Shekhar S.#**. Twinfilin is a non-processive depolymerase which synergizes with formin to dramatically accelerate actin filament uncapping by 300-fold. **PNAS** (2025) [article link]
	7. Yamashiro S.*, **Shekhar S.***, Novak S.M., Biswas S., Gregorio C. C. and Fowler V. M. Actin filament pointed ends: assays for regulation of assembly and disassembly by tropomodulin and tropomyosin. **Cytoskeleton** (2025). [article link] *Co-first author
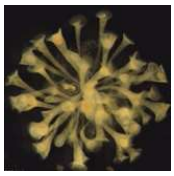	8. **Shekhar S.#**, Guo H., Colin S.P., Marshall W., Kanso E. and Costello J.H. Cooperative hydrodynamics accompany multicellular-like colonial organization in the unicellular ciliate *Stentor.* **Nature Physics** (2025). [article link] In the news: The New York Times: Eating 'Family Style' May Have Set the Stage for Life as We Know It New Scientist: How did multicellular life evolve? Algae and yeast give some hints

	Phys.org, Science Daily, Marine Biological Laboratory: 'She loves me, she loves me not': Physical forces encouraged evolution of multicellular life, scientists propose Emory News: A New Clue to How Multicellular Life May Have Evolved
	9. Towsif E.M. and **Shekhar S.**[#]. The actin filament pointed-end depolymerase Srv2/CAP depolymerizes barbed ends, displaces capping protein and promotes formin processivity. **PNAS** (2025) [article link] In the news: The Scientist: Complicated CAP Does It All
	10. Ulrichs H. and **Shekhar S.**[#]**.** Regulation of actin dynamics by Twinfilin. **Current Opinion in Cell Biology** (2025) [article link]
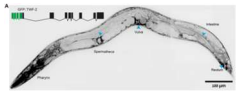	11. Saini A., Kreizman S., Towsif E., Martinez-Lopez J., Maimon Zielonka I., Nitzan A., Rudnick L., **Shekhar S.**, and Zaidel-Bar R. Twinfilin modulates tissue contractility through uncapping of capping protein in C. elegans. **Development** (2025) [article link]
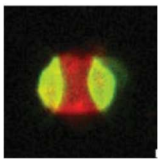	12. Islam M.M., Gaska I., Oshinowo O., Otumala A., **Shekhar S.**, Yong N. A., Myers D.R. Single-pericyte nanomechanics measured by contraction cytometry. **APL Bioengineering** (2024) [article link]
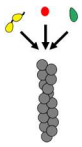	13. Arya A., Choubey S. and **Shekhar S.**[#]. Actin filament barbed-end depolymerization by combined action of profilin, cofilin, and twinfilin. **PRX Life** (2024) [article link]
	14. Ulrichs H. and **Shekhar S.**[#]**.** Profilin affects microtubule dynamics via actin. **Journal of Cell Biology** (2024) [article link]
	15. Towsif E.M., Miller B.A., Ulrichs H. and **Shekhar S.**[#]. Multicomponent depolymerization of actin filament pointed ends by cofilin and cyclase-associated protein depends upon filament age. **European Journal of Cell Biology** (2024) [article link]
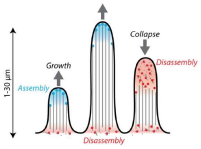	16. Goode B.L., Eskin J. and **Shekhar S.**[#]. Mechanisms of actin disassembly and turnover. **Journal of Cell Biology** (2023) [article link]

	17. Ulrichs H., Gaska I. and **Shekhar S.**[#]. Multicomponent regulation of actin barbed end assembly by twinfilin, formin and capping protein. **Nature Communications** (2023). [article link] In the news: Wiley Analytical Science News: How are actin filaments formed? Emory News: Biophysicists reveal how three proteins interact to fine-tune cellular movement
	18. Kudryashova E., Ankita, Ulrichs H., **Shekhar S.** and Kudryashov D.S. Pointed-end processive elongation of actin filaments by Vibrio effectors VopF and VopL. **Science Advances** (2022). [article link] In the news: Science Daily, Phys.org, ReportWire, Microbiom News, News wise: Toxins force construction of 'roads to nowhere'. Emory News: How protein assemblies drive cell movement
	19. Devitt C.C, Lee C., Cox R.M., Papoulas O., Alvarado J., **Shekhar S.**, Marcotte E.M., Wallingford J.B. Twinfilin1 controls lamellipodial protrusive activity and actin turnover during vertebrate gastrulation. **Journal of Cell Science** (2021). [article link]

PUBLICATIONS (Pre-Emory: postdoctoral and graduate training) ([#]Co-corresponding author)

	20. Hoeprich G.H., Sinclair A.N., **Shekhar S.** and Goode B.L. Single-molecule imaging of IQGAP1 regulating actin filament dynamics. **Molecular Biology of the Cell** (2021). [article link]
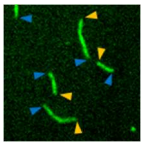	21. **Shekhar S.**[#], Hoeprich G., Gelles J. and Goode B. L. Twinfilin bypasses assembly conditions and actin filament aging to drive barbed end depolymerization. **Journal of Cell Biology** (2020). [article link]
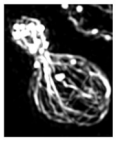	22. Pollard L.W., Garabedian M.V., Alioto S.L., **Shekhar S.** and Goode B.L. Genetically-inspired *in vitro* reconstitution of *S. cerevisiae* actin cables from seven purified proteins. **Molecular Biology of the Cell** (2020). [article link]
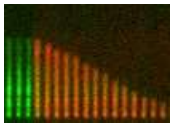	23. **Shekhar S.**, Chung J., Kondev J., Gelles J. and Goode B. L. Synergy between Cyclase-associated protein and Cofilin accelerates actin filament depolymerization by two orders of magnitude. **Nature Communications** (2019). [article link]
	24. **Shekhar S.**[#] Microfluidics-Assisted TIRF Imaging to Study Single Actin Filament Dynamics. **Current Protocols in Cell Biology** (2017). [article link]

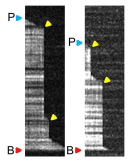	25. **Shekhar S#.** and Carlier M-F. Enhanced Depolymerization of Actin Filaments by ADF/Cofilin and Monomer Funneling by Capping Protein Cooperate to Accelerate Barbed-End Growth. **Current Biology** (2017). [article link]
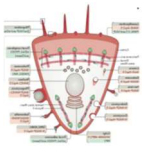	26. Carlier M-F. and **Shekhar S#.** Global treadmilling coordinates actin turnover and controls the size of actin networks. **Nature Reviews Molecular Cell Biology** (2017). [article link]
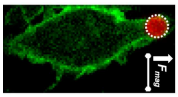	27. **Shekhar S#.**, Subramaniam V., and Kanger J.S. Intracellular manipulation of phagosomes using magnetic tweezers. **Methods in Molecular Biology** (2017). [article link]
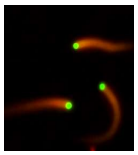	28. Pernier J.*, **Shekhar S*.**, Jegou A, Guichard B. and Carlier M-F. Profilin interaction with actin filament barbed end controls dynamic instability, capping, branching and motility. **Developmental Cell** (*=co-first author) (2016). [article link]
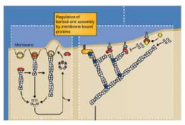	29. **Shekhar S.**, Pernier J. and Carlier M-F. Barbed-end regulators at a Glance. **Journal of Cell Science** (2016). [article link]
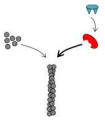	30. **Shekhar S#.** and Carlier M-F. Kinetic studies provide key insights into regulation of actin-based motility. **Molecular Biology of the Cell** (2016). [article link]
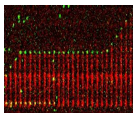	31. **Shekhar S.**, Kerleau M., Kuhn S., Pernier J., Romet-Lemonne G., Jegou A. and Carlier M.-F. Formin and Capping Protein together embrace the actin filament in a “ménage à trois”. **Nature Communications** (2015). [article link]
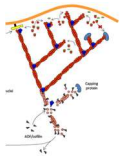	32. Carlier M-F., Pernier J., Montaville P., **Shekhar S.** and Kühn S. Control of polarized assembly of actin filaments in cell motility. **Cellular and Molecular Life Sciences**, (2015). [article link]
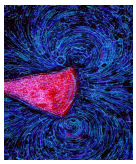	33. **Shekhar S#.**, Zhu L., Mazutis L., Sgro A.E., Fai T.G. and Podolski M. Quantitative biology: where modern biology meets physical sciences. **Molecular Biology of the Cell** (2014). [article link]
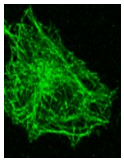	34. Pereira A., Tudor C., Pouille P.A., **Shekhar S.**, Kanger J.S., Subramaniam V. and Martin-Blanco E. Plasticity of the MAPK Signaling Network in Response to Mechanical Stress. **PLoS ONE** (2014). [article link]

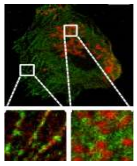	35. Van den Dries K., Meddens M., de Keijzer S., **Shekhar S.**, Subramaniam V., Figdor C.G. and Cambi A. Interplay between myosin IIA-mediated contractility and actin network integrity orchestrates podosome composition and oscillations. **Nature Communications** (2013). [article link]
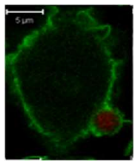	36. **Shekhar S.**, Figdor C.G., Cambi A., Subramaniam V., and Kanger J.S. A method for spatially resolved local intracellular mechanochemical sensing and organelle manipulation. **Biophysical Journal** (2012) [article link]. **Highlighted as "Emerging Biophysical Technology" for 2012 by Biophysical Journal**.
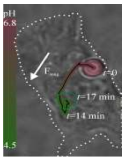	37. **Shekhar S.**, Klaver A., Figdor C.G., Subramaniam V., and Kanger J.S. Spatially resolved local intracellular chemical sensing using magnetic particles. **Sensors and Actuators B: Chemical** (2010). [article link]
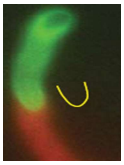	38. Delatour V., **Shekhar S.,** Reymann A-C., Didry D., Lê K.H.D, Romet-Lemonne G., Helfer E. and Carlier M-F. Actin-based propulsion of functionalized hard versus fluid spherical objects. **New Journal of Physics** (2008). [article link]

INVITED SEMINARS AND ORAL CONTRIBUTIONS

1. Physics Colloquium, Georgia Tech, Atlanta, USA (September 2026)
2. Cell and Developmental Biology Colloquium, Vanderbilt University, Nashville, USA (September 2026)
3. Gordon Research Conference on Plant and Microbial Cytoskeleton, Andover, USA (August 2026)
4. Physical Chemistry of Biomembranes Symposium at the American Chemical Society (ACS) Spring meeting, Atlanta (April 2026)
5. Organismal Biology and Membrane Trafficking Meeting, Puri, India (March 2026)
6. Centre for Cellular and Molecular Biology (CCMB), Hyderabad, India (March 2026)
7. Early Career Award in Mechanobiology lecture, Biophysical Society meeting, San Francisco (February 2026)
8. New & Notable symposium, Biophysical Society meeting, San Francisco (February 2026)
9. "Dynamics of the Actin Cytoskeleton Across Physiological States" minisymposium, American Society of Cell Biology (ASCB) annual meeting, Philadelphia, USA (December 2025)
10. "Cell Biology at the Extremes" special interest subgroup, American Society of Cell Biology (ASCB) annual meeting, Philadelphia, USA (December 2025)
11. Biophysics Symposium, University of Pennsylvania, Philadelphia, USA (December 2025)
12. Biology colloquium, University of Delaware, Newark, USA (October 2025)
13. FASEB meeting on Cytoskeletal Structure, Dynamics, and Function, Southbridge, USA (July 2025)
14. Biochemistry colloquium, University of Nebraska-Lincoln, Lincoln, USA (March 2025)
15. Center for Biological Physics colloquium, Arizona State University, Tempe, USA (February 2025)
16. Physics colloquium, North Carolina State University, Raleigh, USA (November 2024)

17. Triangle Cytoskeleton Meeting, Raleigh, USA (September 2024)
18. Gordon Research Conference on Plant and Microbial Cytoskeleton, Andover, USA (August 2024)
19. Gordon Research Conference on Cytoskeletal Motors, Portland, USA (July 2024)
20. Mechanobiology symposium, Vanderbilt University, Nashville, USA (May 2024)
21. Soft matter day symposium, Georgia Tech, USA (April 2024)
22. Tata Institute of Fundamental Research (TIFR), Hyderabad, India (March 2024)
23. Indian Institute of Technology (IIT), Hyderabad, India (March 2024)
24. Institute of Microbial Technology, Chandigarh, India (March 2024)
25. Indian Institute of Science Education and Research, Pune, India (March 2024)
26. Tata Institute of Fundamental Research (TIFR) Mumbai, India (March 2024)
27. Indian Institute of Science Education and Research, Mohali, India (March 2024)
28. Biophysical Society (BPS) annual meeting platform speaker, Philadelphia, USA (February 2024)
29. Cell & Developmental Biology Center Seminar, NHLBI, NIH, Bethesda, USA (February 2024)
30. Genetics, Cell Biology and Anatomy colloquium, University of Nebraska Medical Center, Omaha, USA (January 2024)
31. American Society of Cell Biology (ASCB) annual meeting, Boston, USA (December 2023)
32. Chemistry colloquium, Georgia State University, USA (November 2023)
33. Physics of living systems colloquium, Georgia Tech, USA (September 2023)
34. SynCell 2023 - Engineering Synthetic Cells and Organelles conference, Minneapolis, USA (May 2023)
35. “Actin Assembly for Intracellular Functions” meeting, University of Freiburg, Germany (May 2023)
36. Biochemistry department colloquium, Emory University, Atlanta, USA (May 2023)
37. Penn Muscle institute colloquium, University of Pennsylvania, USA (April 2023)
38. “Motors in Quarantine” virtual seminar series (April 2023)
39. Centre for Cellular and Molecular Biology (CCMB), Hyderabad, India (October 2022)
40. Biochemistry colloquium, Indian Institute of Science (IISc), Bangalore, India (October 2022)
41. Physics colloquium, Augusta University, Augusta, USA (September 2022)
42. European Cytoskeletal Forum, Hanover, Germany (May 2022)
43. “CAP proteins from Buds to Beds” virtual symposium (November 2021)
44. Chemistry and Biochemistry department colloquium (virtual), Ohio State University (September 2021)
45. Cell migration seminar series (virtual) (April 2021)
46. Build-a-cell seminar series (virtual) (March 2021)
47. Physics department colloquium (virtual), Lehigh University, Bethlehem, USA (March 2021)
48. Chemistry department colloquium (virtual), Wichita State University, Wichita, USA (October 2020)
49. Virtual Biology department, Kennesaw State University, Kennesaw, USA (October 2020)
50. Biochemistry, Cell and Developmental Biology Program, Emory University, Atlanta, USA (July 2020)

51. Materials Research Science and Engineering Center Seminar, Brandeis University, Waltham, USA (April 2020)
52. Molecular Physiology and Biophysics Department colloquium, University of Vermont, Burlington, USA (February 2020)
53. Gordon Research Conference on Motile and Contractile Systems, August 2019 (New London, USA)
54. Department of Mechanical Engineering & Materials Science, Washington University at St. Louis, St. Louis, USA (March 2019)
55. Department of Mechanical Engineering, Virginia Tech., Blacksburg, USA (February 2019)
56. Department of Physics, University of Florida, Gainesville, USA (February 2019)
57. Department of Physics, Emory University, Atlanta, USA (February 2019)
58. Cell Division and Cytoskeleton seminar series, Woods Hole, USA (July 2019)
59. New England Society for Microscopy Annual Spring Meeting, Waltham, MA (March 2018)
60. Cell Biology and Biophysics Unit, EMBL, Heidelberg, Germany (August 2017)
61. Cell Biology Department, Radboud University, Nijmegen, The Netherlands (September 2016)
62. Nanobiophysics group, University of Twente, Enschede, The Netherlands (September 2016)
63. Tarun Kapoor lab, Rockefeller University (April 2016)
64. Sabine Petry lab, Princeton University (April 2016)
65. Gordon Research Conference on Motile and Contractile Systems, New London, USA (August 2015)
66. Julie Theriot lab, Stanford University, USA (August 2015)
67. Biomechanics across scales, Ecole Polytechnique, Palaiseau, France (2015)
68. Invited talk at the Carlier Lab, CNRS, Gif-sur-Yvette, France (2012)
69. Royal Netherlands Academy of Biophysics, Amsterdam, Netherlands (2012)
70. Annual Dutch Biophysical meeting Veldhoven, The Netherlands (2012)
71. Biophysics and biosensors based on magnetic particles, Eindhoven, The Netherlands (2011)
72. Immunanomap symposium, Debrecen, Hungary (2009)
73. Annual Dutch Biophysical meeting, Veldhoven, The Netherlands (2008)

TEACHING EXPERIENCE

Emory University

1. Undergraduate and graduate teaching
    a. Physics for Scientists & Engineers II, PHYS 152 (Spring 2022, Spring 2025), ~ 80 – 117 students.
    b. Freshman Seminar: “Biomolecular Nanomachines”, PHYS 190, (Fall 2020, Spring 2023, Spring 2024), ~16 - 20 students
    c. Single molecule biophysics, PHYS 556 (Fall 2023, Fall 2025) – 10 - 11 students.

2. Other non-departmental teaching
    a. Foundations in BCDB, BCDB 501/502 (Biochemistry, Cell and Developmental Biology GDBBS graduate program). This is my required teaching as part of my membership of the BCDB graduate program. As part of this, I co-teach either a one-week (Fall 2024) or a two-

week module (Spring 2021, Spring 2022, Spring 2024) once a year. This course involves 8 hours per week of in-class teaching and the class size is about ~10 – 18 students.

Other teaching experiences

1. Guest lecturer in Biophysics, University of Miami, November, 2025. Host – Prof. Vivek Prakash.
2. Guest lecturer in Mechanobiology, Washington University St. Louis and Virginia Tech., September 2025. Host – Profs. Amrinder Nain and Guy Genin.
3. Guest lecturer in Biophysics, University of Miami, November, 2024. Host – Prof. Vivek Prakash.
4. Guest lecturer in Advanced Experimental Methods in Soft Condensed Matter Physics, California State University, May 2022. Host – Prof. Alex Klotz.
5. Guest lecturer in Mechanobiology, Virginia Tech., April 2020. Host – Prof. Amrinder Nain.
6. Guest lecturer in the Quantitative Biology Research Community (QBReC) program, Brandeis University 2017 – 2020 (Waltham, USA). Host – Dr. Lishibanya Mohapatra

MENTORING EXPERIENCE

Current lab members:

1. Ekram Towsif, Ph.D. student, Physics graduate program (January 2022 – present)
2. Sudipta Biswas, Ph.D. student, Biochemistry, Cell and Developmental Biology graduate program (January 2023 - present)
3. Yue Wu, Ph.D. student, Physics graduate program (May 2025 - present)
4. Jonathan Martinez-Lopez, Undergrad researcher, BS Chemistry (May 2024 – present)
5. Merrick, research assistant (Jan 2026 -).
6. Niharika Raina, research assistant (September 2026 -).

Previous trainees

1. Heidi Ulrichs, Ph.D. student, Biochemistry, Cell and Developmental Biology graduate program (February 2021 – June 2025), currently a Life Science Consultant at Axiom Healthcare Strategies.
2. Dr. Ankita Arya, Ph.D. student, Physics graduate program (January 2021 – December, 2025), currently a postdoctoral fellow at the European Molecular Biology Laboratory (EMBL).
3. Dr. Shankha Banerjee Postdoctoral Fellow (March 2025 - present), currently a Staff Scientist in India.
4. Ignas Gaska, Postdoctoral fellow (January 2021 – November 2022), currently Senior Scientist at Regeneron.
5. Vishal Reddy, Undergrad researcher, BS Physics (May 2022 – June 2024), currently an MD student at Texas Tech.
6. Dr. Surbhi Garg, Postdoctoral fellow (January 2023 – April 2024).
7. Matthew Baker, Undergraduate researcher, Emory University (May 2023 – August 2023).
8. Blake Miller, Undergrad researcher and research specialist, Emory University (September 2022 – December 2023). Currently a PhD student at Emory University.
9. Nayana Sah, Undergrad researcher, Emory University (May 2023 – Feb 2024).

Graduate rotation students

1. Hannah Gilbonio (Physics, January 2021 – March 2021)
2. Taylor Hailstock (BCDB, January 2022 – April 2022)
3. Mohamed Barmada (BCDB, September 2022 – October 2022)
4. Megan Hinrichsen (BCDB, September 2022 – October 2022)
5. Ian Pyne (BCDB, October 2022 – December 2022)
6. Brandon Wehmiller (BCDB, October 2022 – December 2022)
7. David Cai (Physics, September 2023 – December 2023)
8. Jordan Ma (Physics, January 2025 – April 2025)
9. David Banks (BCDB, January 2025 – April 2025)
10. Scott-Wesley Bean (BCDB, March 2025 – March 2025).
11. Tai Do (Physics, January 2026 – February 2026)
12. Venkatesh Jha (Physics, March 2026 – April 2026)

MEMBERSHIPS AND SERVICE

Department and university

1. Reviewer of grants, University Research Committee (URC).
2. Member, Honor Council, Emory College of Arts and Sciences (2025- present)
3. Member, Physics department faculty search committee (2023 - 2024).
4. Member, Executive Committee, BCDB Graduate program (2023 - present)
5. Member, Admissions Committee, BCDB Graduate program (2021- 2023, 2025 - present).
6. Member, Physics graduate program admissions interview committee (2021 - present).
7. Member, Physics Department Strategic committee (2021 - 2025).
8. Member, Physics graduate student awards committee (2021 - present).
9. Member, Machine shop committee (2023 - 2024).
10. PhD Qualification and thesis committee
    a. BCDB graduate program: Kate Hardin, Shuristeen Joubert, Yasmin Ibrahim, Jose Castro and David Banks.
    b. Physics graduate program: Katie Whitcomb, Jin Qian, Alex Couturier, Sahand Emamian and David Meer.
11. Interviewer for admissions, MD-PhD program (2022 - present)

Non-university service

12. Ad hoc member, NIH MRAD study section (2026).
13. Minisymposium co-chair, ASCB annual meeting, Philadelphia, USA (December 2025).
14. Reviewer for peer-reviewed journals:

    High-Impact/General: *Nature, Nature Physics, Nature Communications, Science Advances, PNAS, Nature Chemical Biology, Nature Reviews Molecular Cell Biology.*

Cell Biology & Biophysics: *Current Biology, Journal of Cell Biology, Biophysical Journal, Journal of Cell Science, PLOS Biology, Cell Reports, Current Opinion in Cell Biology, Journal of Molecular Biology.*

Specialized/Other: *FEBS Journal, Journal of Muscle Research and Cell Motility, Cytoskeleton, Frontiers in Immunology, Frontiers in Cell and Developmental Biology, Biology Open, Scientific Reports.*

15. Associate editorial board member of the journal Cytoskeleton.
16. Organized a workshop entitled “On being the right size: Is the search for underlying physical principles a wild-goose chase?” as part of the Theory and Modelling of Living Systems (TMLS) initiative. October 2020.
17. Member, American Society for Cell Biology (ASCB) (2017 -)
18. Member, Biophysical Society (BPS) (2023 -)
19. Member, American Physical Society (APS) (2023 -)
20. International grant reviewing
    a. Germany: DFG German Research Foundation (Deutsche Forschungsgemeinschaft)
    b. France: Pierre-Gilles De Gennes Institute (part of the Curie Institute)
    c. Belgium: Research Foundation - Flanders (Fonds Wetenschappelijk Onderzoek - Vlaanderen, FWO)
    d. United Kingdom: UK Research and Innovation (UKRI)
    e. European Union: Marie Sklodowska-Curie postdoctoral fellowships, European Research Council (ERC).

Previous Service

1. Former Board member, ‘Promovendi Netwerk Nederland – Het PNN’ (Dutch PhD students’ network).
2. Former Board member, PhD Network of the University of Twente (P-NUT).
3. Former Liaison Group member, Erasmus Mundus Alumni Association.